







Home Learning Grid



Week beginning:	8 th June 2020
Class name:	Rabbits
Teacher's weekly message:	Dear Rabbits, Hope you are keeping well and have been keeping busy with our Home Learning Activities. This week I have been upcycling a chest of drawers; they needed sanding, priming and 2 coats of paint as well as new handles and drawer liners. I've done a little bit of it every night after work and it has taken the whole week but I think it was worth it! I also went for my first run this week; Alfie and I ran along the path near the river in the rain. We were quite tired after but I felt really good and we will run again once my legs have recovered. Have you tried anything new this week? Guess what Mrs Webb has been doing... crafting! This week she has been sewing cushion covers for her sister's garden chairs, they look amazing and I think I might have to ask for some once the summer comes around. Remember to keep in touch, we love receiving your emails! Stay safe, love Miss Skidmore and Mrs Webb.



This grid will give you some ideas of activities you can do at home. Try and complete one activity from each section (column) every day (Mon-Fri).

English	Maths	Wider Curriculum	Family Fun
Mrs Webb received a poetry book from a kind neighbour this week. Have you any poetry books? If not, look online at different poems. Choose your favourite one and learn it off by heart to recite to your family.	Find a tin and draw around it 12 times. Draw in the clock face numbers from 1-12 (use a clock to help you). On each 'clock' write the following times and the time it would be 15minutes later. 3pm 5:30pm 7am 12:30pm 8pm 9am	Create some jewellery using pasta, paper or old magazines (Red Ted Art have a tutorial on Youtube showing you how to make paper beads. https://youtu.be/jMG40809rws) Maybe you could deliver some jewellery to a friend or relative to let them know you're thinking of them!	Play the alphabet game. Pick any subject like girls' names, boys' names or even chocolate bars and you have to write one down for each letter of the alphabet.
Write a poem of your own about the oceans. Think about the different animals that live there and how we can protect them from pollution.	Look at a TV schedule (either in a newspaper or on the TV) Choose 3 programmes and write down their start time and end time. Can you work out how long each programme lasts? Ask an adult to check.	Mouse trap - gather a basket, a large bottle and a ball (or pair of socks). Turn the basket upside down, and tilt it at one end, resting it on top of the bottle. Step back and throw the ball, try to hit the bottle so that basket falls down! Play with a partner, who can knock the bottle down first? Make this harder by standing further away.	Bizarre creatures - Draw the head of a creature then fold the paper over and pass to someone else to draw the body. Fold again and then someone else draws the legs! What creature have you created?
 Write about what happens when these divers get under the water. They are in awe of what they find but what is that exactly... Remember to use rich and varied vocabulary and a range of sentence starters.	Write the following times in words. 	Today (8 th June) is World Oceans Day. What is an ocean? How many oceans are there in the world? Can you name them all? Which is the largest? Which is the smallest? Conduct some research about oceans around the world and present your findings using a Powerpoint (or posters) include a quiz too and see if your family know the answers!	 Nature mobile. Go for a walk around the woods, along the river, maybe even at the beach (or just explore your garden) and collect things that may make noise. Tie them to a longer stick and hang in your garden, and enjoy the sounds they make in the wind.
What is the plural for each of the following words? Girl, boy, baby, lady, parent, man, mouse, woman, child. Remember plural means more than one.	 Create your own, or download from Twinkl, a 'Telling the Time' board game. Draw a range of different clock faces (including the time to 5-minute intervals) for each space, maybe include some miss a turn or jump ahead 2 places instructions too. The player must be able to read the time written on the space they land on.	Go for a walk, look carefully for different bugs and butterflies you might see. Can you identify them? Nature Detectives has a super butterfly ID chart available free online.	Fruit kebabs. Create a rainbow inspired healthy snack. Maybe you could include some fruit that you've never tried before.
Use each of your plural words in a sentence, include something that belongs to that character. Can you use the apostrophe for plural possession in the correct place? e.g. The boys' football got a puncture after Peter kicked it against the fence as it caught on the barbed wire.		Investigate the different stages of the water cycle. Create a diagram or 3D model to explain the different parts.	Apparently, Friday (June 12 th) is Peanut Butter Cookie Day. Can you find a recipe for Peanut Butter Cookies to follow? Carefully measure out all of your ingredients and follow the instructions for cooking. Enjoy!

